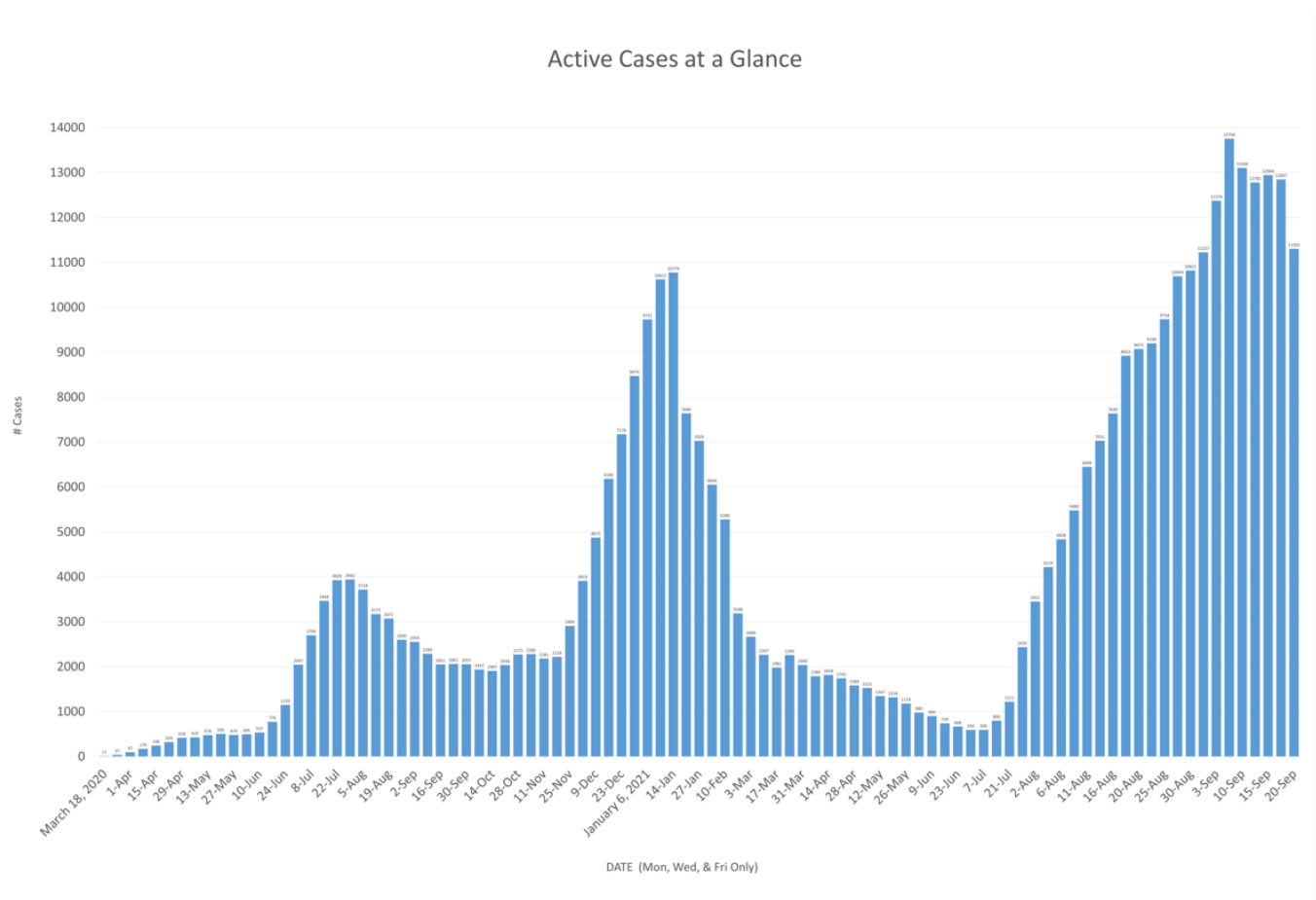




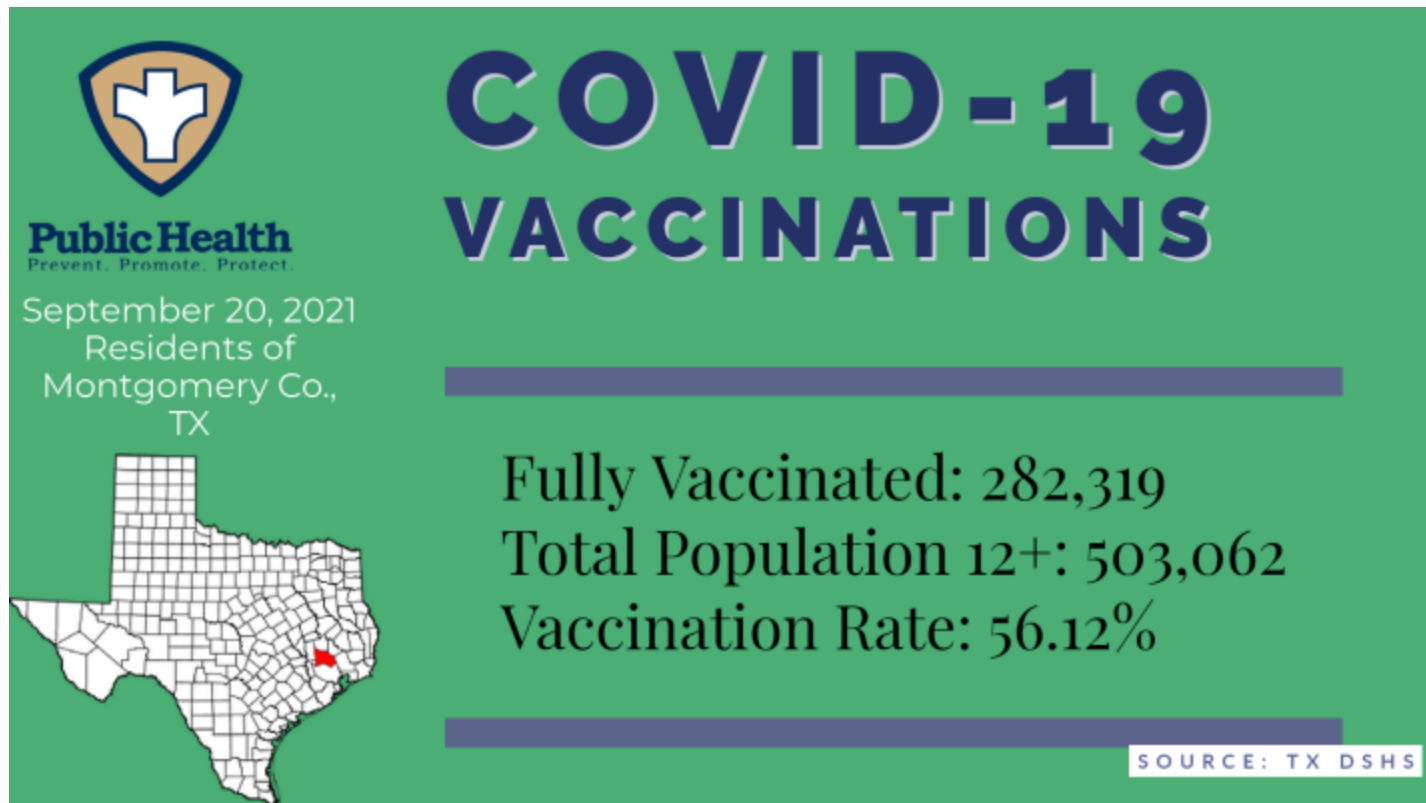
Date: 9/20/2021

MONTGOMERY COUNTY COVID-19 UPDATE

MONTGOMERY COUNTY – Montgomery County Public Health District, in conjunction with the Montgomery County Office of Homeland Security and Emergency Management, can confirm we remain at high levels of active COVID-19 cases in Montgomery County.



Have you been vaccinated for COVID-19? We strongly recommend it. Even if you contract COVID-19 after vaccination, the chances of severe illness, hospitalization and death are low. Just 56 percent of eligible Montgomery County residents are vaccinated. Need to find a vaccine? Click here for additional vaccine sites: <https://www.vaccines.gov/>.



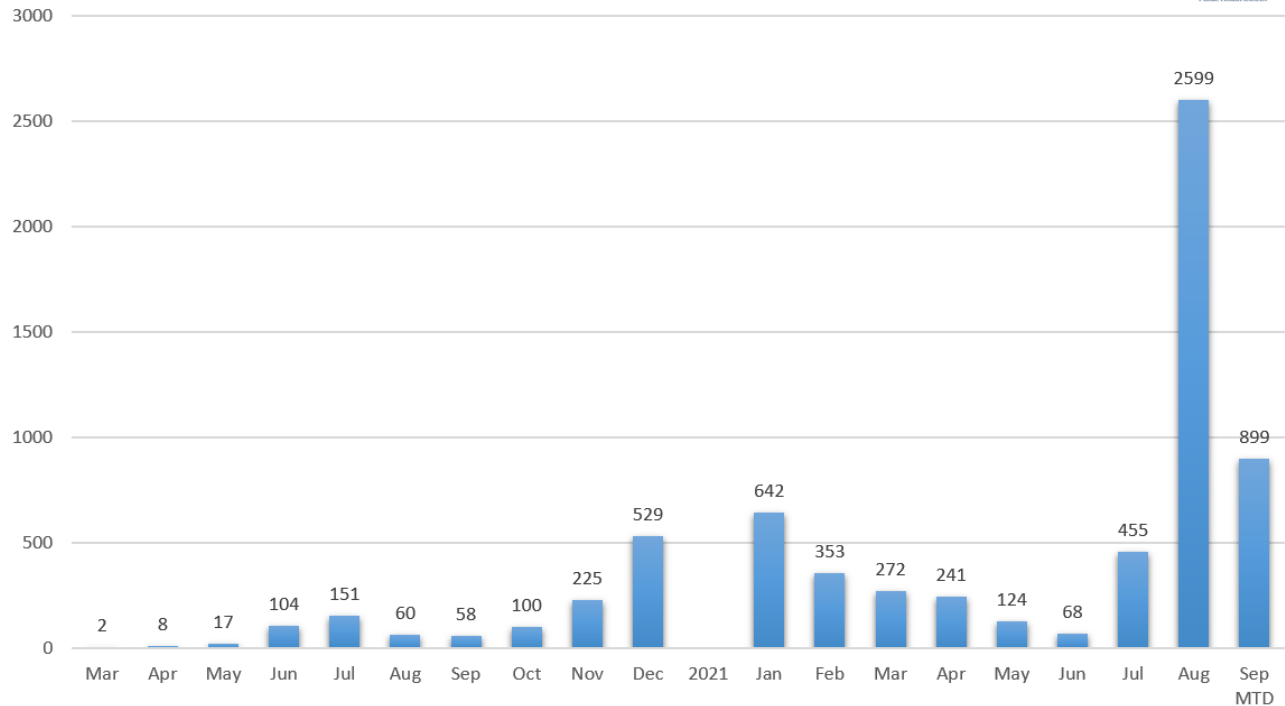
Today, we can also confirm one additional death related to COVID-19.

- A man in his 60s, from Conroe, died in the hospital. There were no comorbidities noted in his medical records. He was not vaccinated.

We can also confirm:

- TOTAL cases of COVID-19 increased by 759 to 82,829 since Friday's (9/17) report.
 - Of the 759 new cases, 97 are under the age of 12 and not eligible for vaccination.

COVID CASES IN CHILDREN 0-11 Years of Age



- ACTIVE cases of COVID-19 decreased by 1,544 to 11,303 since Friday's (9/17) report.
 - Today, we accounted for 2,293 additional inactive cases who we have been unable to contact for 30 days or more.
- 371 county residents are known, as a result of contact investigations, to be in the hospital. Contact investigations have not been initiated on all reported cases.
- 32,124 people have clinically recovered.

The Testing Positivity Rate for Montgomery County has decreased to 18%, down from 19% on Friday.

Source: UT Health, School of Public Health

**These numbers include PCR and rapid antigen testing. We do not include antibody testing.*



Public Health
Prevent. Promote. Protect.

COVID-19 UPDATE

Active Cases: 11,303

September 20, 2021
Residents of
Montgomery Co., TX

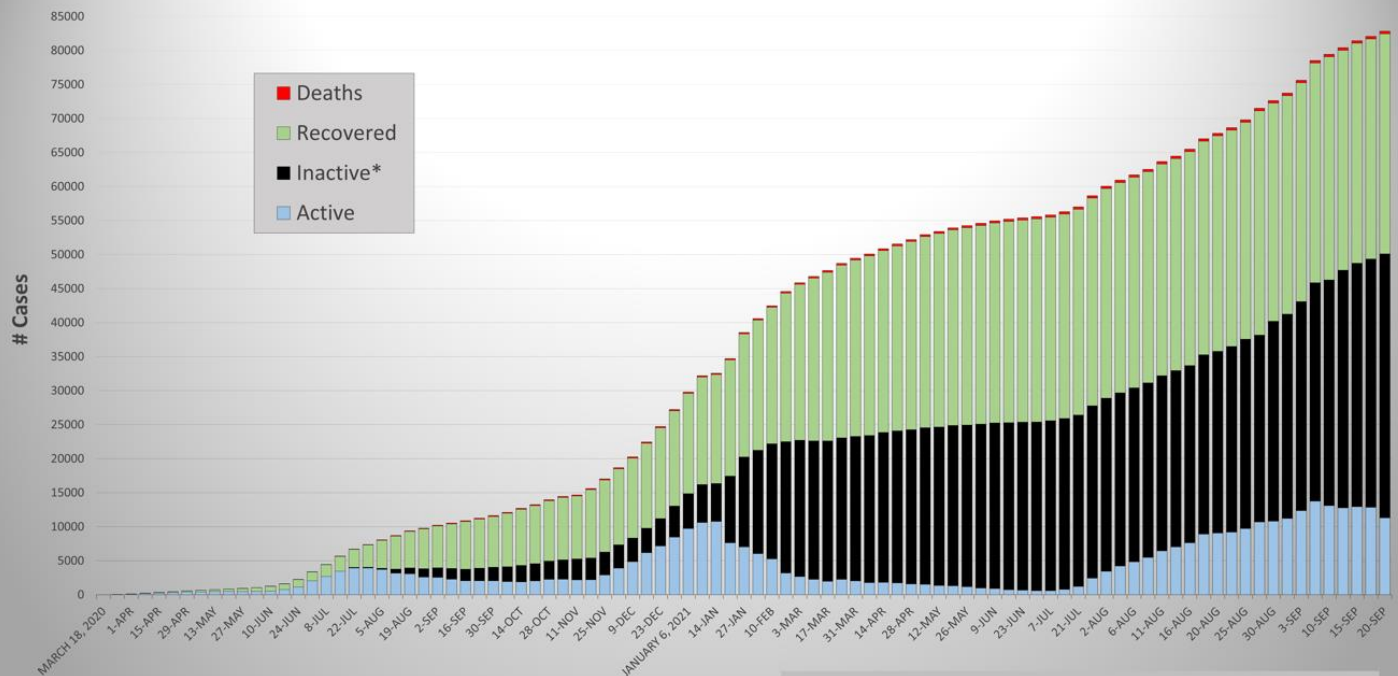
*Reinfection is defined by DSHS
as 2 positive PCR tests at least
90 days apart, with no consecutive
tests in between.

Reinfected: 35*
Hospitalized: 371
Recovered: 32,124
Deaths: 389
Total: 82,829

KEY CHANGES (vs. 9/17/2021)

Active cases - 1,544
Hospitalizations + 5
Recoveries + 7
Deaths + 1
Total cases + 759

Montgomery County COVID-19 Positive Cases



Date

- Data posted every Mon, Wed, & Fri, beginning August 2, 2021.
- Data includes antigen tests.
- Inactive: MCPHD unable to contact individual after 30 days, post initial reporting to MCPHD.



COVID-19 UPDATE

PATIENTS HOSPITALIZED IN MONTGOMERY COUNTY

Updated Sept. 20, 2021
Numbers reflect county and non-county residents.

*Data represented in this graph is provided by SETRAC, as reported by hospitals in Montgomery County, Texas only. Only confirmed COVID-19 patients are included, regardless of residence.

For more info: setrac.org.

Total Hospitalized: 315
(- 31)
ICU: 90
General/Isolation: 225

SETRAC data for regional hospitalizations can be found here: <https://bit.ly/3jwhdiV>.

Still need your first dose of vaccine? Splendora ISD & DSHS are offering a clinic.

Splendora ISD Administration Building (Entrance F)
23419 FM 2090
Splendora, TX 77372

Sept. 22 & 23 (Wed. & Thurs.)

3:00 pm – 6:00 pm

Looking for a downloadable case list? The COVID-19 dashboard for Montgomery County can be found here: <https://coronavirus-response-moco.hub.arcgis.com/>.

Have a question about COVID-19? You can reach the Montgomery County COVID-19 Call Center at 936-523-3916. It is open Monday-Thursday from 8:00am-4:30pm and Friday 8:00am-4:00pm.

Do your part to slow the spread of COVID-19. The best way to protect yourself and those around you is to be vaccinated. You should also:

- ***Avoid groups of people.***
- ***Practice social distancing.***

- *Wear a mask in public (over your nose and mouth) or with others who live outside your household. Never share a mask with others.*
- *Wash your hands or use hand sanitizer frequently.*
- *Disinfect surfaces in your car and around your home.*