

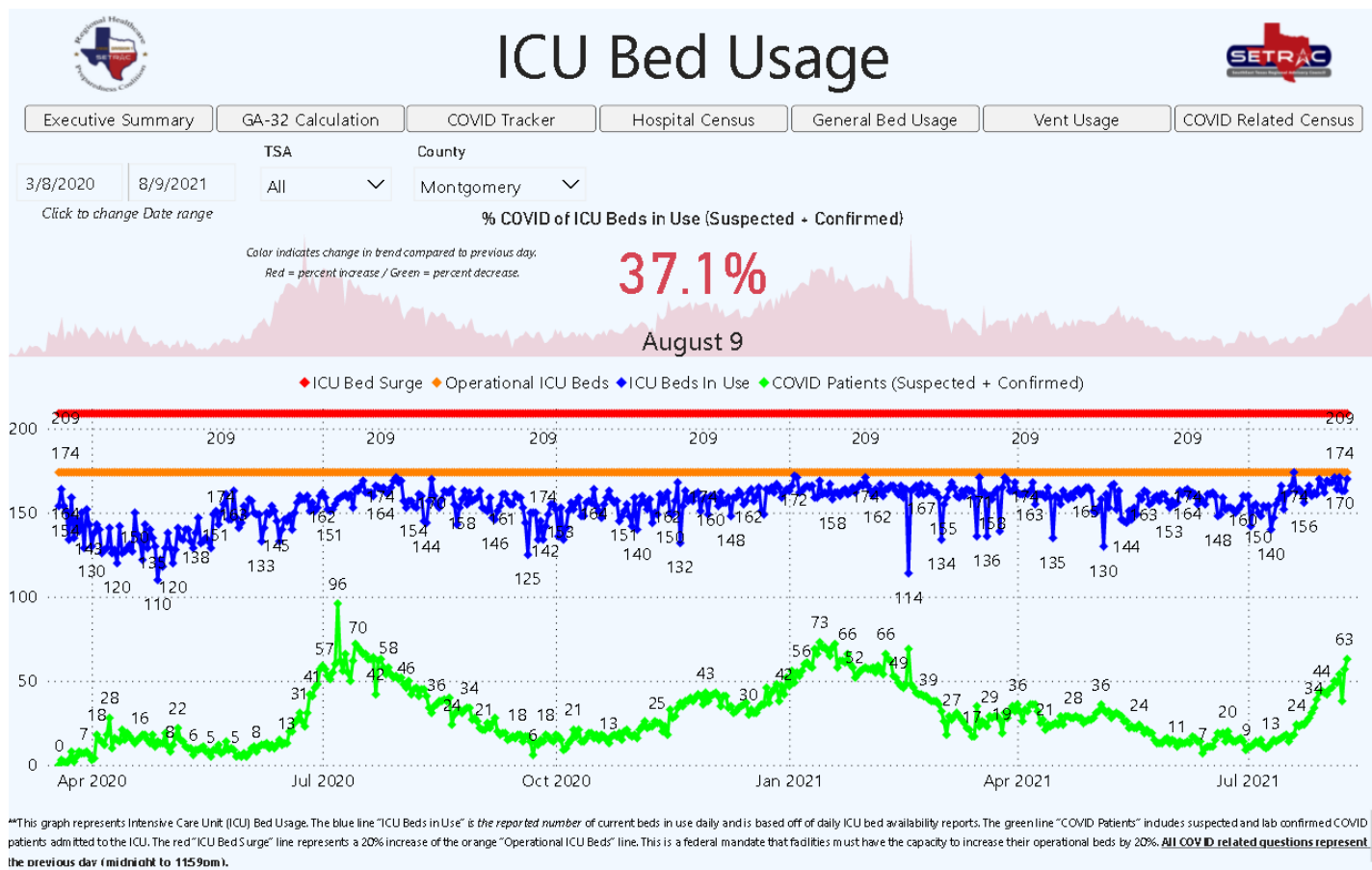


Date: 8/9/2021

MONTGOMERY COUNTY COVID-19 UPDATE

MONTGOMERY COUNTY – Montgomery County Public Health District, in conjunction with the Montgomery County Office of Homeland Security and Emergency Management, can confirm hospitalizations for COVID-19 are nearing peak levels in Montgomery County. The vast majority of new cases and essentially all hospitalizations are in those who are *unvaccinated*.

Of the 174 operational ICU beds in hospitals in Montgomery County, 170 are occupied. This is 37.1% higher than the previous day.





Public Health
Prevent. Promote. Protect.

COVID-19 UPDATE

PATIENTS HOSPITALIZED IN MONTGOMERY COUNTY

Updated August 9, 2021
Numbers reflect county
and non-county
residents.

*Data represented in this graph is provided by
SETRAC, as reported by hospitals in Montgomery
County, Texas only. Only confirmed COVID-19
patients are included, regardless of residence.

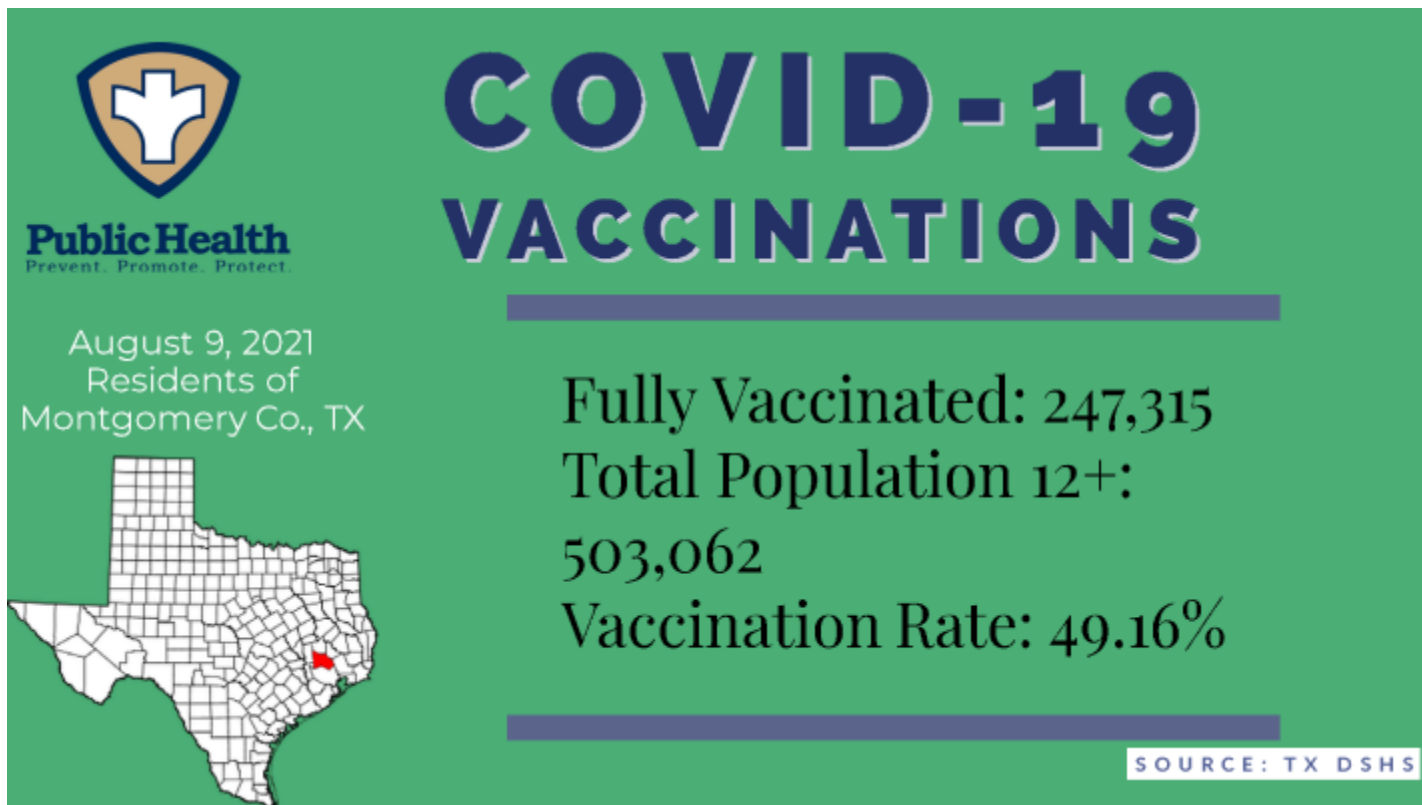
For more info: setrac.org.

Total Hospitalized: 304
(+ 41)
ICU: 61
General/Isolation: 243

SETRAC data for regional hospitalizations can be found here: <https://bit.ly/3jwhdiV>.

We strongly encourage you to be vaccinated for COVID-19 if you have not done so already. Even if you contract COVID-19 after vaccination, the chances of severe illness, hospitalization and death are extremely low.

Only 49 percent of eligible Montgomery County residents are vaccinated. Need to find a vaccine? Click here: <https://www.vaccines.gov/>.



Since our August 6th report, we can confirm an additional death related to COVID-19.

- A woman in her 60s, from Conroe, died in the hospital. She had co-morbidities in addition to testing positive for COVID-19. She was not vaccinated.

We can also confirm:

- TOTAL cases of COVID-19 increased by 822 to 62,543 since Friday's (8/6) report. Of the 822 new cases, 95 are under the age of 12 and not eligible for vaccination.
- ACTIVE cases of COVID-19 increased by 642 to 5,480 since Friday's (8/6) report.
- 179 county residents are known, as a result of contact investigations, to be in the hospital. Contact investigations have not been initiated on all reported cases.
- 30,859 people have clinically recovered.

The Testing Positivity Rate for Montgomery County has increased to 21%, up from 19% on Friday.

Source: UT Health, School of Public Health

**These numbers include PCR and rapid antigen testing. We do not include antibody testing.*



Public Health
Prevent. Promote. Protect.

COVID-19 UPDATE

Active Cases: 5,480

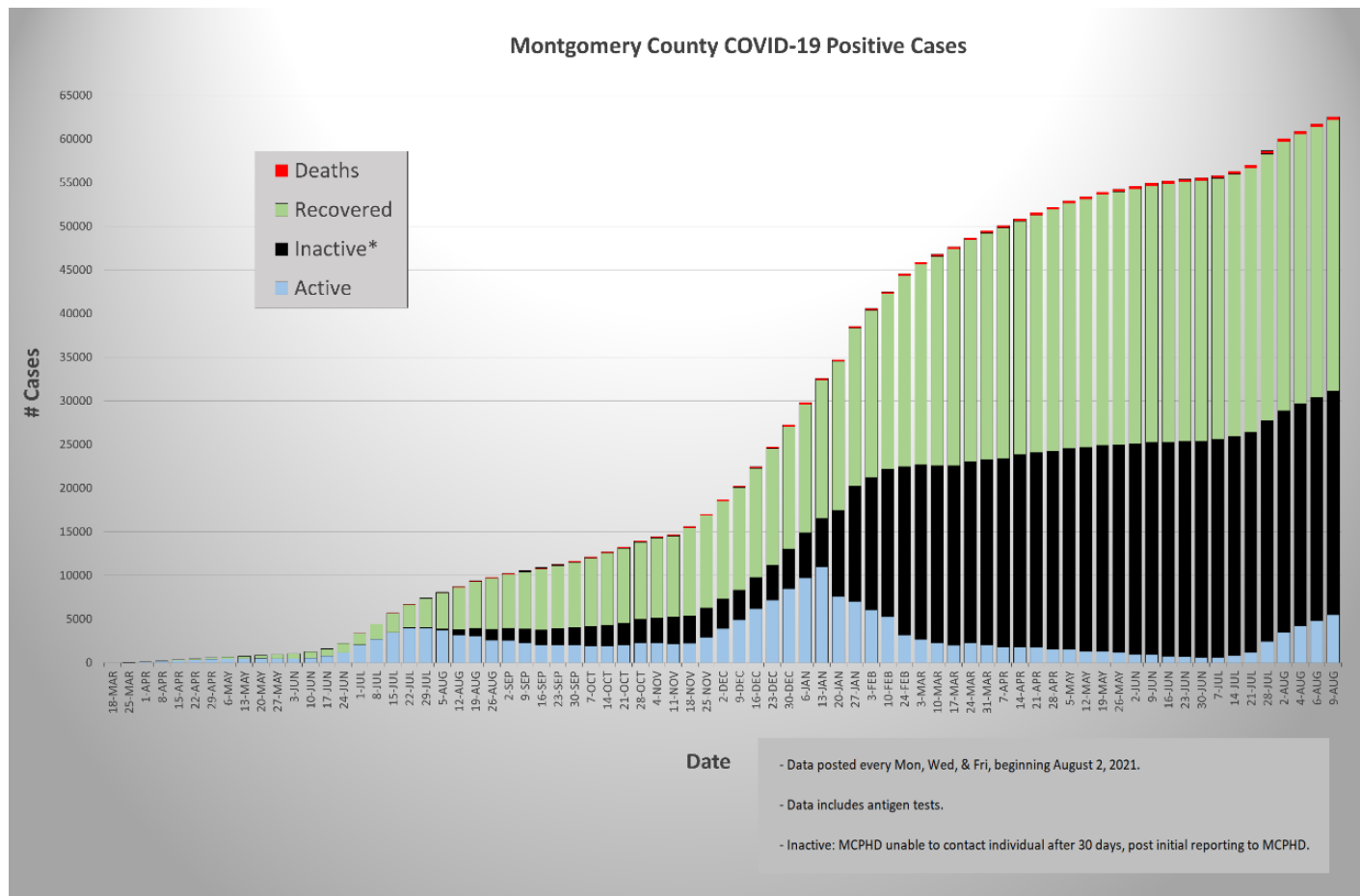
August 9, 2021
Residents of
Montgomery Co., TX

* Reinfection is defined by
DSHS as 2 positive PCR tests
at least 90 days apart, with no
consecutive tests in between.

Reinfected: 26*
Hospitalized: 179
Recovered: 30,859
Deaths: 357
Total: 62,543

KEY CHANGES (vs. 8/6/2021)

Active cases + 642
Hospitalizations + 10
Recoveries + 73
Deaths + 1
Total cases + 822



The COVID-19 dashboard for Montgomery County can be found here: <https://coronavirus-response-moco.hub.arcgis.com/>.

Do your part to slow the spread of COVID-19. The best way to protect yourself and those around you is to be vaccinated. You should also:

- ***Avoid groups of people.***
- ***Practice social distancing.***
- ***Wear a mask in public (over your nose and mouth) or with others who live outside your household. Never share a mask with others.***
- ***Wash your hands or use hand sanitizer frequently.***
- ***Disinfect surfaces in your car and around your home.***