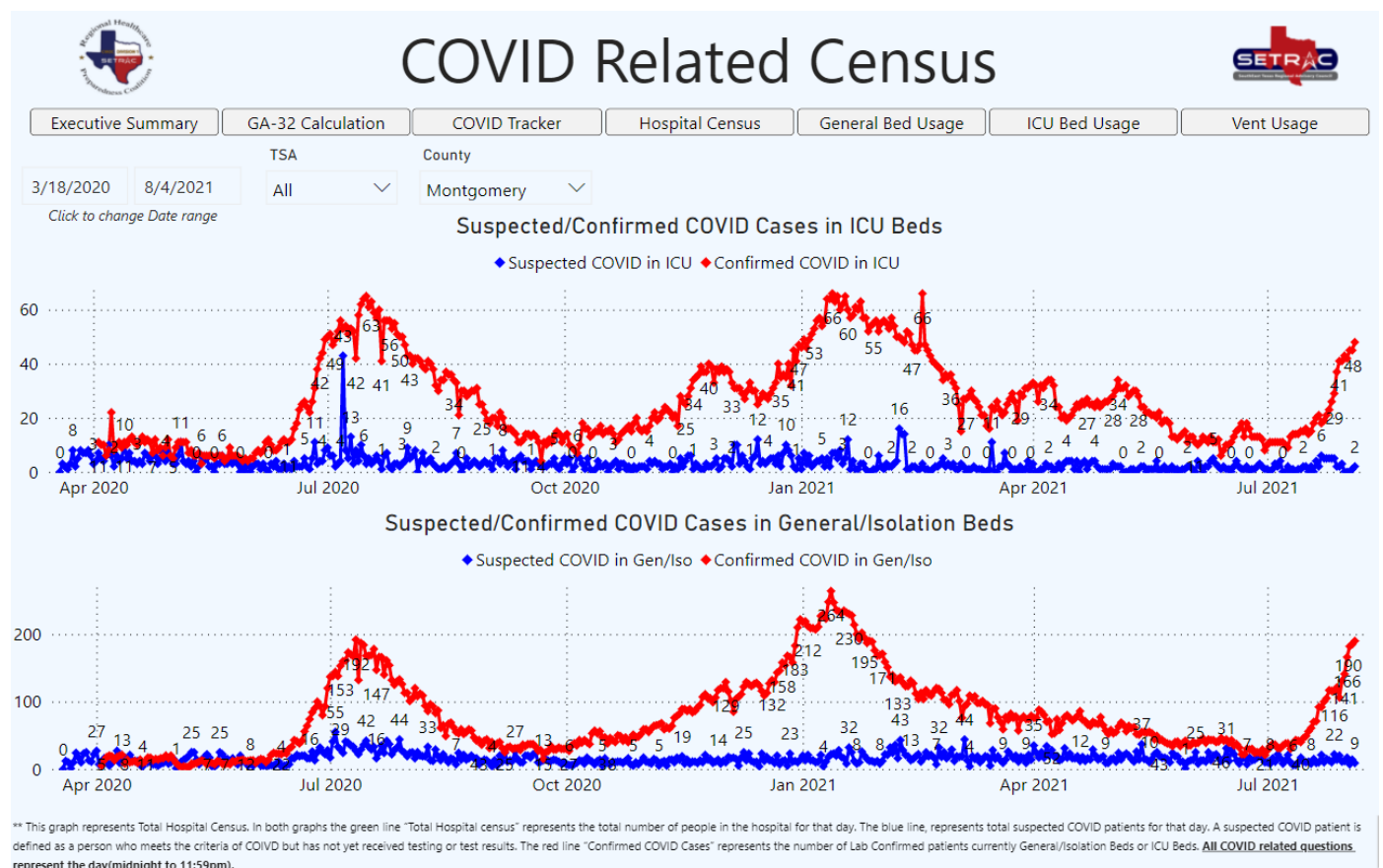




Date: 8/4/2021

MONTGOMERY COUNTY COVID-19 UPDATE

MONTGOMERY COUNTY – Montgomery County Public Health District, in conjunction with the Montgomery County Office of Homeland Security and Emergency Management, can confirm hospitalizations for COVID-19 are nearing peak levels in Montgomery County. The *vast majority* of new cases and *essentially all* hospitalizations are in those who are *unvaccinated*.



SETRAC data for regional hospitalizations can be found here: <https://bit.ly/3jwhdiV>.



Public Health
Prevent. Promote. Protect.

COVID-19 UPDATE

PATIENTS HOSPITALIZED IN MONTGOMERY COUNTY

Updated August 4, 2021
Numbers reflect county
and non-county residents.

*Data represented in this graph is provided by
SETRAC, as reported by hospitals in Montgomery
County, Texas only. Only confirmed COVID-19
patients are included, regardless of residence.

For more info: setrac.org.

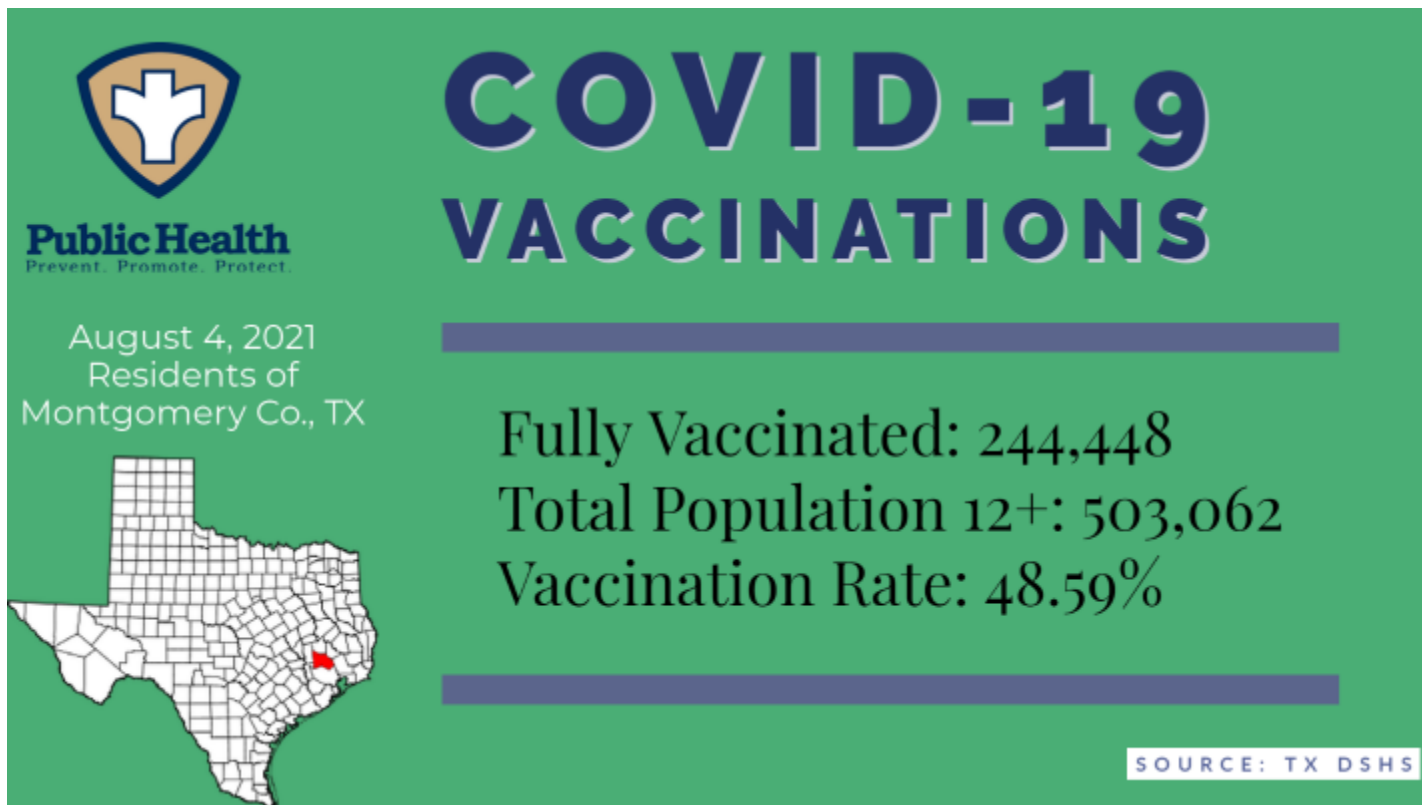
Total Hospitalized: 238
(+ 30)

ICU: 48

General/Isolation: 190

We strongly encourage you to be vaccinated for COVID-19 if you have not done so already. Even if you contract COVID-19 after vaccination, the chances of severe illness, hospitalization and death are extremely low.

Only 49 percent of eligible Montgomery County residents are vaccinated. Need to find a vaccine? Click here: <https://www.vaccines.gov/>.



Since our August 2nd report, we can confirm a sharp rise in new COVID-19 cases.

- TOTAL cases of COVID-19 increased by 889 to 60,941 since last Monday's (8/2) report. Of the 889 new cases, 58 are under the age of 12 and not eligible for vaccination.
 - Today, we added 3 confirmed reinfections bringing the total to 26. TX DSHS defines reinfection as a case with two positive PCR tests at least 90 days apart, with no consecutive tests in between. You can find more information on reinfection here: <https://www.dshs.state.tx.us/coronavirus/docs/DSHS-COVID19ReinfectionGuidance.pdf>.
- ACTIVE cases of COVID-19 increased by 767 to 4,219 since last Monday's (8/2) report.
- 157 county residents are known, as a result of contact investigations, to be in the hospital. Contact investigations have not been initiated on all reported cases.
- 30,742 people have clinically recovered.

The Testing Positivity Rate for Montgomery County has increased to 19%, up from 17% on Monday.

Source: UT Health, School of Public Health

**These numbers include PCR and rapid antigen testing. We do not include antibody testing.*



Public Health
Prevent. Promote. Protect.

COVID-19 UPDATE

Active Cases: 4,219

August 4, 2021
Residents of
Montgomery Co., TX

* Reinfection is defined by
DSHS as 2 positive PCR tests
at least 90 days apart, with no
consecutive tests in between.

Reinfected: 26*
Hospitalized: 157
Recovered: 30,742
Deaths: 354
Total: 60,941

KEY CHANGES

(vs. 8/2/2021)

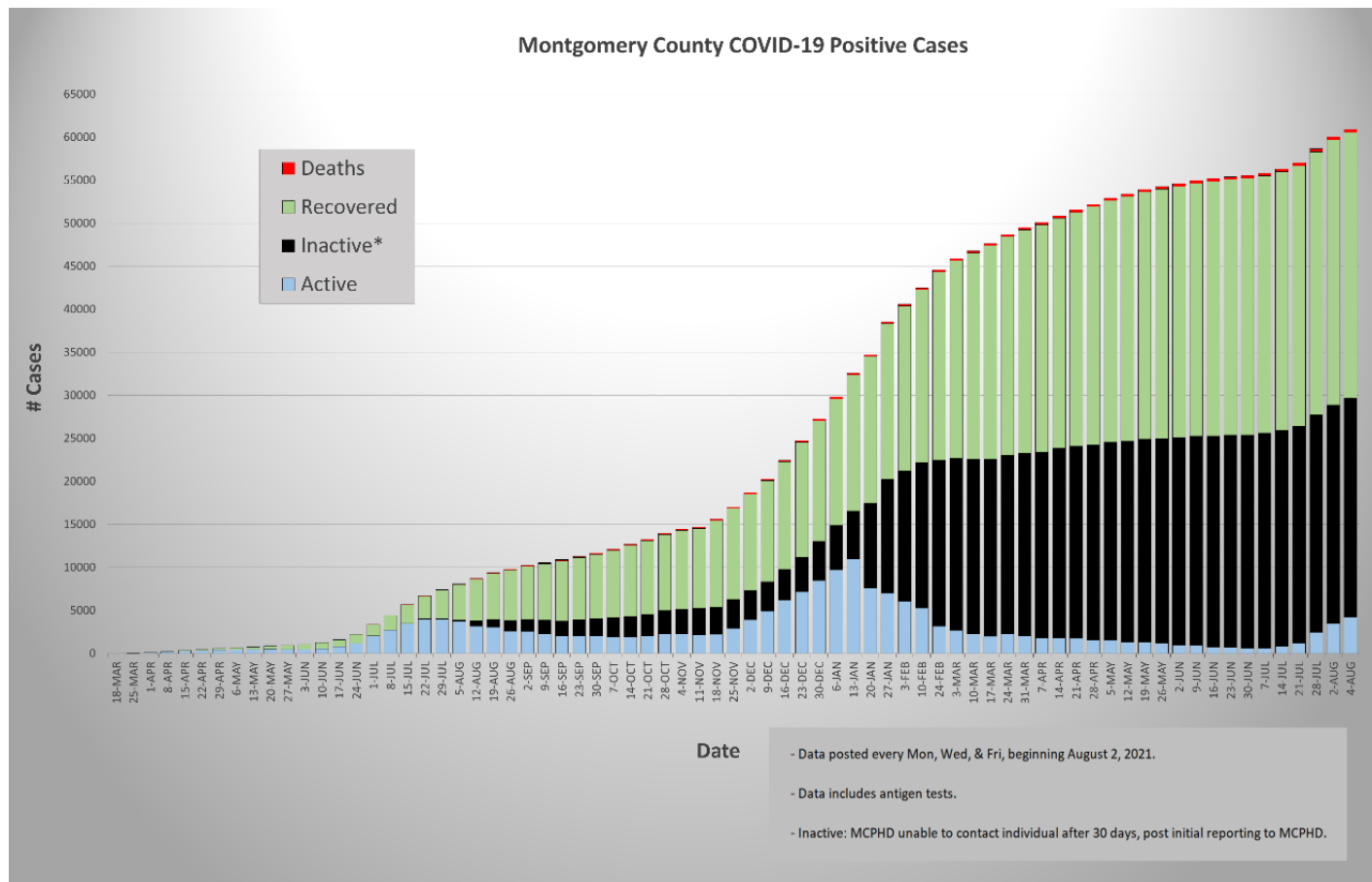
Active cases + 767

Hospitalizations + 14

Recoveries + 120

Deaths + 0

Total cases + 889



The COVID-19 dashboard for Montgomery County can be found here: <https://coronavirus-response-moco.hub.arcgis.com/>.

Do your part to slow the spread of COVID-19. The best way to protect yourself and those around you is to be vaccinated. You should also:

- ***Avoid groups of people.***
- ***Practice social distancing.***
- ***Wear a mask in public (over your nose and mouth) or with others who live outside your household. Never share a mask with others.***
- ***Wash your hands or use hand sanitizer frequently.***
- ***Disinfect surfaces in your car and around your home.***