



Date: 10/6/2021

## MONTGOMERY COUNTY COVID-19 UPDATE

MONTGOMERY COUNTY – Montgomery County Public Health District, in conjunction with the Montgomery County Office of Homeland Security and Emergency Management, would like to encourage residents to be vaccinated for COVID-19 or obtain a booster shot if eligible.

The CDC has endorsed Pfizer booster shots for those who are 65 years of age and older, immunocompromised individuals and those who work in high-risk industries. For more information, click here: <https://www.cdc.gov/media/releases/2021/p0924-booster-recommendations-.html>.

Need to find a vaccine or a vaccine booster shot? Click here for vaccine sites: <https://www.vaccines.gov/>. You can find the latest vaccination info from DSHS here: [https://tabexternal.dshs.texas.gov/t/THD/views/COVID-19VaccineinTexasDashboard/PeopleVaccinated?%3Aorigin=card\\_share\\_link&%3Aembed=y&%3AisGuestRedirectFromVizportal=y](https://tabexternal.dshs.texas.gov/t/THD/views/COVID-19VaccineinTexasDashboard/PeopleVaccinated?%3Aorigin=card_share_link&%3Aembed=y&%3AisGuestRedirectFromVizportal=y).

Today, we can also confirm four additional deaths related to COVID-19.

- A man in his 60s, from Magnolia, died in the hospital. He had co-morbidities in addition to testing positive for COVID-19. He was not vaccinated.
- A man in his 80s, from Magnolia, died in the hospital. He had co-morbidities in addition to testing positive for COVID-19. He was fully vaccinated.
- A man in his 80s, from New Caney, died in the hospital. He had co-morbidities in addition to testing positive for COVID-19. He was not vaccinated.
- A woman in her 80s, from Magnolia, died in an assisted living facility. She had co-morbidities in addition to testing positive for COVID-19. She was not vaccinated.

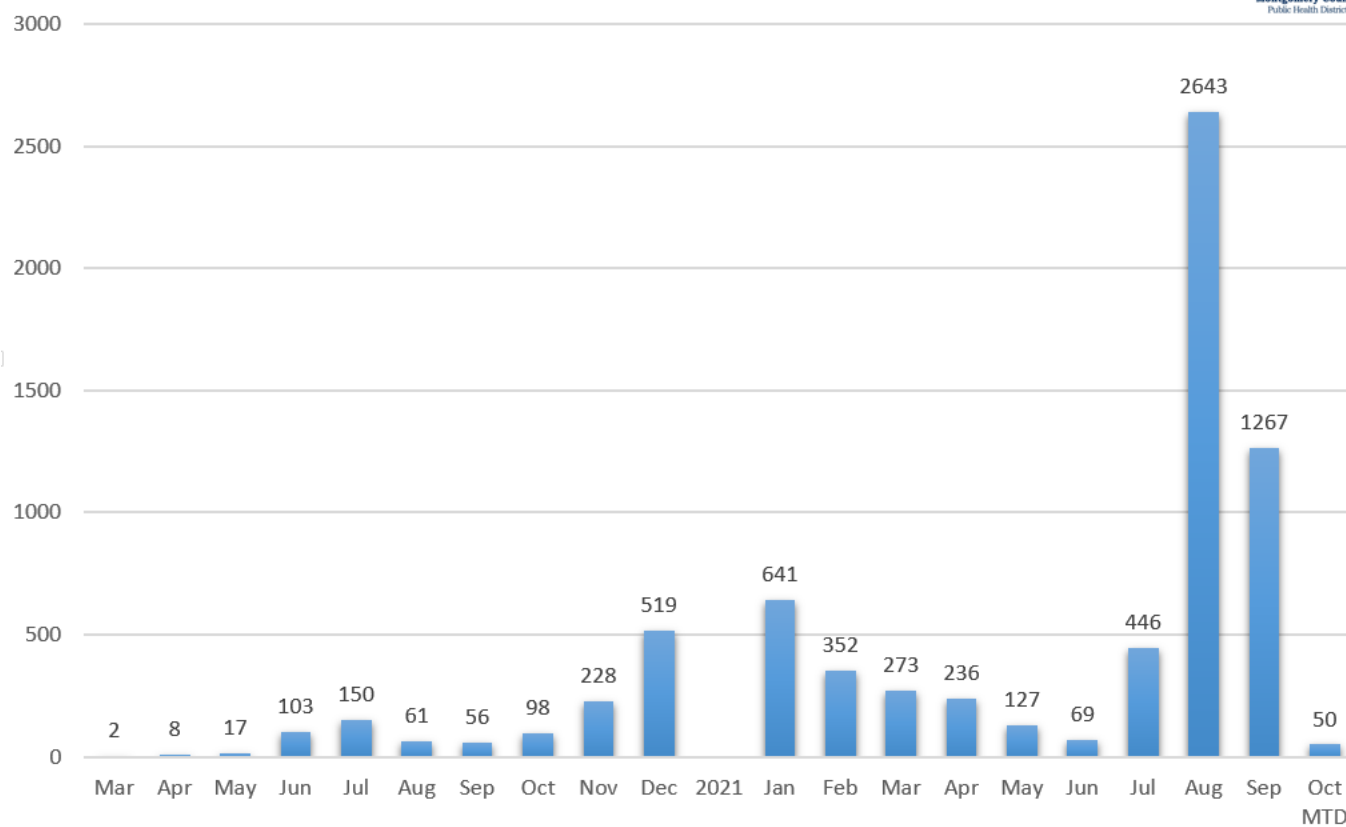
We can also confirm:

- TOTAL cases of COVID-19 increased by 316 to 85,861 since Monday's (10/4) report.
  - Of the 316 new cases, 56 are under the age of 12 and not eligible for vaccination.

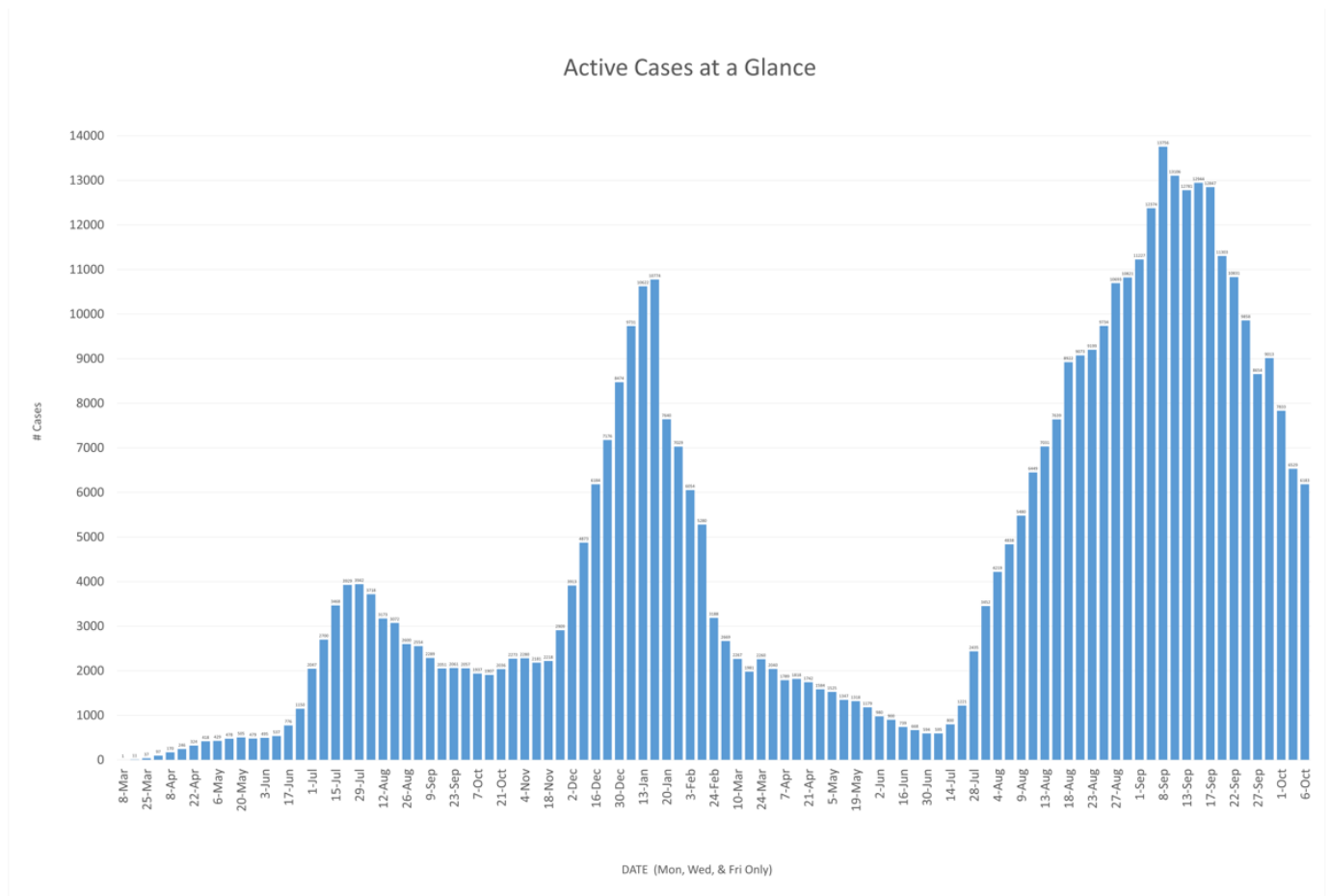
## COVID CASES IN CHILDREN 0-11 Years of Age



**Public Health**  
Prevent. Promote. Protect.  
Montgomery County  
Public Health District



- ACTIVE cases of COVID-19 decreased by 346 to 6,183 since Monday's (10/4) report.



- 376 county residents are known, as a result of contact investigations, to be in the hospital. Contact investigations have not been initiated on all reported cases.
- 79,044 people have clinically recovered.
  - Reporting of inactive cases ended as of 10/1/2021. All cases who are not hospitalized or deceased will be considered “recovered” to support past data that the vast majority of patients clinically recover within 30 days.

**The Testing Positivity Rate for Montgomery County has decreased to 12%, down from 14% on Monday.**

*Source: UT Health, School of Public Health*

*\*These numbers include PCR and rapid antigen testing. We do not include antibody testing.*



**Public Health**  
Prevent. Promote. Protect.

October 6, 2021  
Residents of  
Montgomery Co., TX

\*Reporting of inactive cases ended as of 10/1/2021. All cases who are not hospitalized or deceased will be considered "recovered" to support past data that the vast majority of patients clinically recover within 30 days.

# COVID-19 UPDATE

## Active Cases: 6,183

Reinfected: 37  
Hospitalized: 376  
Recovered: 79,044  
Deaths: 418  
Total: 85,861

### KEY CHANGES

(vs. 10/4/2021)

Active cases - 346

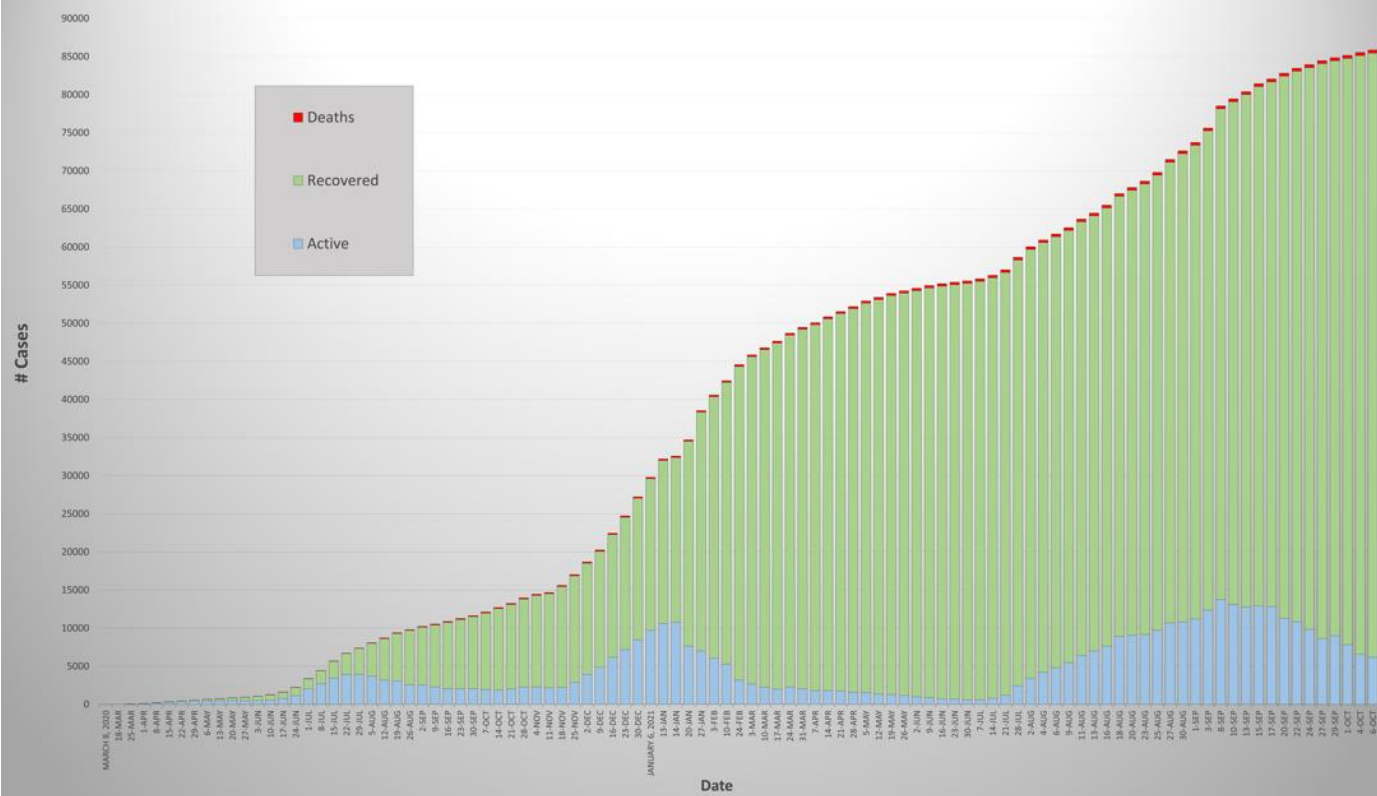
Hospitalizations - 5

Recoveries + 653

Deaths + 4

Total cases + 316

Montgomery County COVID-19 Positive Cases



- Data posted every Mon, Wed, & Fri, beginning August 2, 2021.

- Data includes PCR & antigen tests.

-Inactive cases have been rolled into Recovered cases due to data showing majority of cases recover within 30 days.



**Public Health**  
Prevent. Promote. Protect.

# COVID-19 UPDATE

## PATIENTS HOSPITALIZED IN MONTGOMERY COUNTY

Updated October 6, 2021  
Numbers reflect county and  
non-county residents.

\*Data represented in this graph is provided by  
SETRAC, as reported by hospitals in Montgomery  
County, Texas only. Only confirmed COVID-19  
patients are included, regardless of residence.

For more info: [setrac.org](https://setrac.org).

Total Hospitalized: 189  
(- 16)

ICU: 59

General/Isolation: 130

SETRAC data for regional hospitalizations can be found here: <https://bit.ly/3jwhdiV>.

Looking for a downloadable case list? The COVID-19 dashboard for Montgomery County can be found here: <https://coronavirus-response-moco.hub.arcgis.com/>.

Have a question about COVID-19? You can reach the Montgomery County COVID-19 Call Center at 936-523-3916. It is open Monday-Thursday from 8:00am-4:30pm and Friday 8:00am-4:00pm.

***Do your part to slow the spread of COVID-19. The best way to protect yourself and those around you is to be vaccinated. You should also:***

- ***Avoid groups of people.***
- ***Practice social distancing.***
- ***Wear a mask in public (over your nose and mouth) or with others who live outside your household. Never share a mask with others.***
- ***Wash your hands or use hand sanitizer frequently.***
- ***Disinfect surfaces in your car and around your home.***